




BEGUM FARHANA .S

CONTACT

 Begfarhana10@gmail.com
 7604823630
 Karaikal, puducherry

SKILLS

- Echocardiography (2D, Doppler, M-Mode)
- ECG Interpretation
- Treadmill test (TMT)
- Holter Monitoring
- Cardiac catheterization Assistance
- medical coding

REFERENCE

- **Dr .ASHIDA MBBS,MD,DNS - Interventional cardiologist**
Sri manakula vinayagar medical college and hospital
Madagadipet
- DR . MANIMARAN MBBS,MD,DM - Senior Interventional cardiologist**
Indira Gandhi Govt General Hospital And Post Graduate Institute
Pondicherry
- Dr. ANANDARAJA MBBS,MD,DM,FCE - HEART CARE - Interventional cardiologist**
Indira Gandhi Govt General Hospital And Post Graduate Institute
Pondicherry
- DR .MANIVARMAN MBBS,MD,DM - Interventional cardiologist**
Indira Gandhi Govt General Hospital And Post Graduate Institute

LANGUAGES

- Tamil
- English

OBJECTIVE

To work as an Echocardiography Technician in a reputed hospital where I can apply my skills in cardiac imaging, patient care, and diagnostic support, while contributing to quality healthcare.

ACADEMIC QUALIFICATION

BSC CARDIAC LAB TECHNOLOGY

EXPERIENCE

Sept 2024 - Sept 2025	Dr Babu Rajendiran's Hospital ECHO TECHNICIAN - 1 year experience <ul style="list-style-type: none">• Performed 2D, Doppler echocardiography and treadmill tests.• Assisted cardiologists in diagnosis and patient management.• Maintained echo machine quality checks and ensured patient safety
Aug 2023 - Aug 2024	Indira Gandhi Govt. General Hospital & Post Graduate Institute and manakula vinayagar medical college INTERNSHIP AS CARDIAC LAB TECHNOLOGIST <ul style="list-style-type: none">• Assisted in cardiac procedures including echocardiography, ECG, and TMT.• Monitored patients during diagnostic procedures.• Gained hands-on experience with Philips, GE, and Mindray machines

EDUCATION

2020-2024	Bsc Cardiac lab technology Sri Manakula Vinayagar (school of Allied health science) 73%
2019 -2020	HSC SRVS National Higher Secondary School 73%
2017 -2018	SSLC SRVS National Higher Secondary School 83%

MACHINE HANDLING

- Philips CXJO
- GE VIVID I
- MINDRAY Z60

TECHNIQUES KNOWN

- Echocardiography Machines: Philips CX50, GE Vivid i, Mindray Z60
- Other Imaging Systems: C-Arm (Cathlab support)
- Cardiac Diagnostic Tests: ECG, TMT (Treadmill Test), Holter Monitoring
- Cathlab Assistance: Patient preparation, monitoring during procedures
- Diagnostic Imaging: Cardiac ultrasound, Doppler techniques

CERTIFICATION

Medical emergency an update -SMVEC

Indian academy of Echocardiography International CME -kerala

Cath con -MGMC

DECLARATION

I declare that the information and facts stated above
are true and correct to the best of my
knowledge and belief